

Quarterly Statistics by Banks, Employees and Branches in Banking System

June 2017

Report Code: DE13

July 2017





Contents

Page No.

1. Number of Banks.....	i
2. Number of Employees.....	i
2.1. Education Level of Banks Employees.....	iii
2.2. Bank Employees by Gender.....	iii
3. Number of Branches.....	iii
4. Number of Employees and Branches per 100.000 People.....	v

Tables

Table 1	Number of Branches and Employees by the Banks and Groups, as of June 30, 2017.....	1
Table 2	Bank Employees by Sex and Education, as of June 30, 2017.....	2
Table 3	Number of Branches and Employees (2016 - 2017 June).....	4

Quarterly Statistics by Banks, Employees and Branches in Banking System¹ June 2017

1. Number of Banks

The number of deposit, development and investment was 51 at the end of June 2017 with 33 in deposit banks group and 13 in non-deposit banks group, while there were also 5 participation banks. Among deposit banks, there were 3 state-owned banks, 9 privately-owned banks and 20 foreign banks. The number of state-owned bank was 3 in development and investment banks and 2 in participation banks. The BRSB has decided "The Royal Bank of Scotland Plc." to finish operations and to start liquidation according to the Resolution Nr. 7326, dated 11 May 2017.

Number of Banks in the System

	June 2016	December 2016	June 2017
Deposit banks	34	34	33
State-owned banks	3	3	3
Privately-owned banks	9	9	9
Banks in the Fund*	1	1	1
Foreign banks	21	21	20
Dev't. and inv. banks	13	13	13
Participation banks	5	5	5
Total	52	52	51

* Banks under the Deposit Insurance Fund

2. Number of Employees

As of June 2017, the number of employees in deposit banks and development and investment banks was 196,019. This number decreased by 3,410 (1.71 percent), as compared to June 2016 and by 680 as compared to December 2016.

Number of Employees

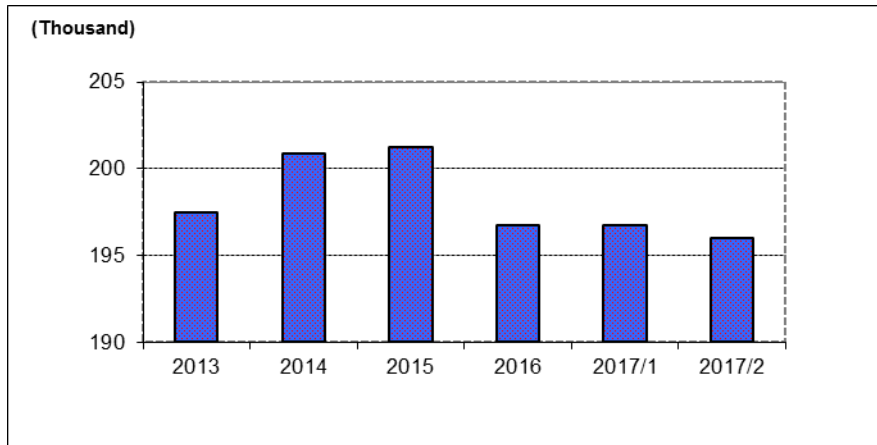
	June 2016	December 2016	June 2017
Deposit banks	194,051	191,363	190,756
State-owned banks	58,000	57,586	58,486
Privately-owned banks	74,569	73,742	73,925
Banks in the Fund*	222	231	230
Foreign banks	62,260	59,804	58,115
Dev't. and inv. banks	5,378	5,336	5,263
Total	199,429	196,699	196,019

* Banks under the Deposit Insurance Fund

¹ -The deposit banks and development and investment banks are included.

As of June 2017, 30 percent of the employees were employed in state-owned banks, 38 percent in private banks, 29 percent in foreign banks and 3 percent in development and investment banks.

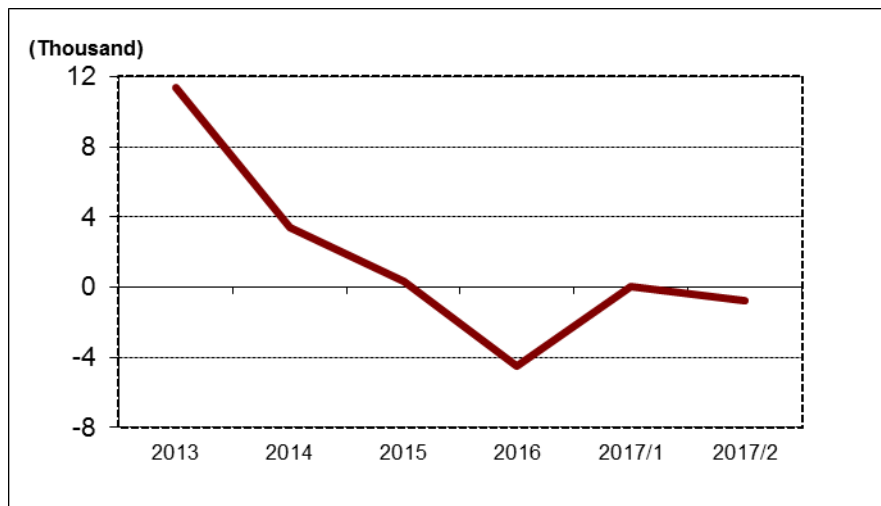
Number of Employees



The number of employees increased by 900 in state-owned deposit banks, 183 in privately-owned deposit banks, whereas the number of employees decreased by 1,689 in foreign banks, 73 in development and investment banks, and 1 in the Banks under the Deposit Insurance Fund, as compared to December 2016.

The average number of employees was 5,780 in deposit banks, as of June 2017. This number was 19,495 in state-owned banks, 8,214 in privately-owned banks, 2,906 in foreign banks and 405 in development and investment banks.

Annual Change in Number of Employees



The average number of employees per branch was 18 in deposit banks and 117 in development and investment banks, as of June 2017. This number was 16 in state-owned banks, 18 in privately-owned banks and 20 in foreign banks.

2.1. Education Level of Bank Employees

Regarding the education level of bank employees, 78 percent of the employees had undergraduate degrees and 7 percent in postgraduate degrees, as of June 2017. This figure was 14 percent in high-school graduates, and 1 percent in primary-school graduates.

Education Level of Bank Employees

	Primary school	Secondary school	Under- graduate	Post- graduate	Total
Deposit banks	881	26,849	150,387	12,639	190,756
State-owned banks	235	6,952	46,696	4,603	58,486
Privately-owned banks	217	9,015	60,406	4,287	73,925
Banks in the Fund*	15	99	103	13	230
Foreign banks	414	10,783	43,182	3,736	58,115
Dev't. and inv. banks	245	567	3,259	1,192	5,263
Total	1,126	27,416	153,646	13,831	196,019

* Banks under the Deposit Insurance Fund

Considering each group, 88 percent of employees in state-owned deposit banks and privately-owned deposit banks were undergraduate and postgraduate degrees. This ratio was 81 percent in foreign banks and 85 percent in development and investment banks.

2.2. Bank Employees by Gender

As of June 2017, 51 percent of the employees were female regarding the distribution of bank employees by gender. This ratio was 44 percent in state-owned deposit banks, 55 percent both in privately-owned banks and in foreign banks, 35 percent both in development and investment banks and in the Banks under the Fund.

Bank Employees by Gender

	June 2017		
	Male	Female	Total
Deposit banks	92,812	97,944	190,756
State-owned banks	32,944	25,542	58,486
Privately-owned banks	33,566	40,359	73,925
Banks in the Fund*	150	80	230
Foreign banks	26,152	31,963	58,115
Dev't. and inv. banks	3,421	1,842	5,263
Total	96,233	99,786	196,019

* Banks under the Deposit Insurance Fund

3. Number of Branches

As of June 2017, the total number of branches in deposit banks and development and investment banks was 10,724. This number decreased by 305, as compared to June 2016 and by 57, as compared to December 2016.

Number of Branches*

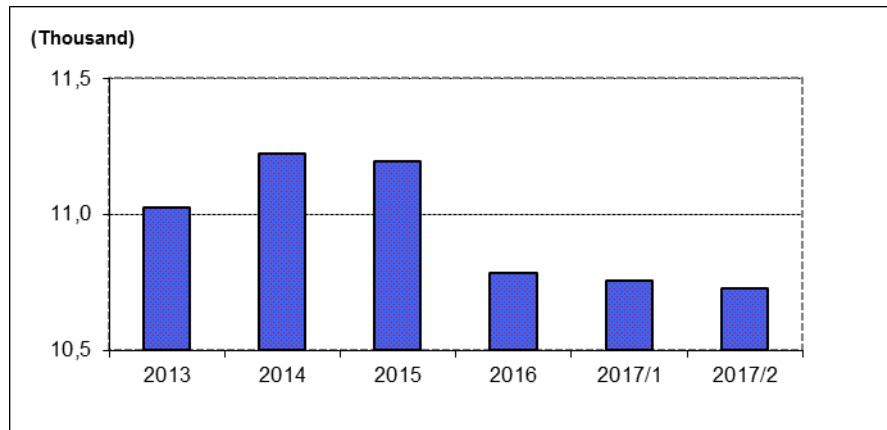
	June 2016	December 2016	June 2017
Deposit banks	10,987	10,740	10,679
State-owned banks	3,694	3,702	3,709
Privately-owned banks	4,255	4,132	4,110
Banks in the Fund**	1	1	1
Foreign banks	3,037	2,905	2,859
Dev't. and inv. banks	42	41	45
Total	11,029	10,781	10,724

* Branches in foreign countries and Turkish Republic of Northern Cyprus are included.

** Banks under the Deposit Insurance Fund

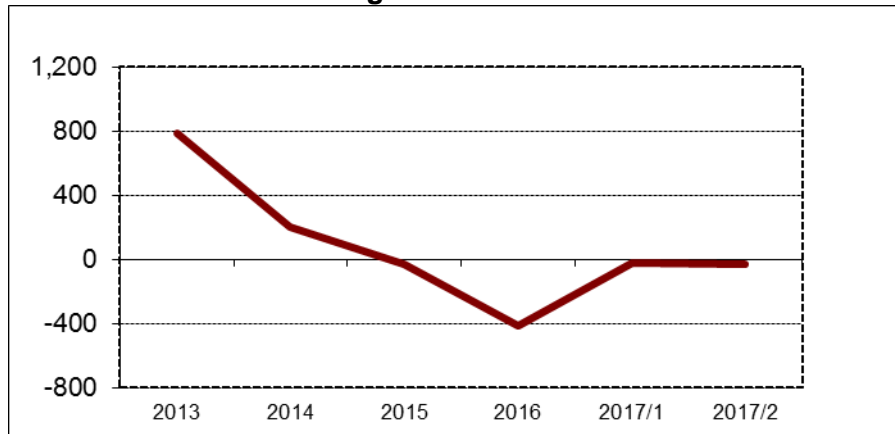
The number of branches per bank was 324 in deposit banks at the end of June 2017. The number was 1,236 in state-owned deposit banks, 457 in privately-owned deposit banks and 143 in foreign banks.

Number of Branches



As of June 2017, the number of branches increased by 7 in state-owned deposit banks and 4 in development and investment banks whereas decreased by 22 in privately-owned deposit banks and 46 in foreign banks, as compared to December 2016.

Annual Change in Number of Branches



4. Number of Branches and Employees per 100,000 People

When it was calculated using 2016 year-end population figure, the number of branches per 100,000 people was 13 and the number of employees was 246 as of June 2017.

Number of Branches and Employees per 100,000 People

	2013	2014	2015	2016	June 2017
Number of branch per 100,000 People	14	14	14	13	13
Number of employee per 100,000 People	257	258	255	246	246

The number employee per 100,000 people has declined since 2014.

Table 1 Number of Banks, Branches and Employees, as of June 30, 2017

	No. of Banks	No. of Branches*	No. of Employees		No. of Banks	No. of Branches*	No. of Employees
Sector Total	46	10.724	196.019	Foreign Banks	20	2.859	58.115
Deposit Banks	33	10.679	190.756	Alternatifbank A.Ş.		53	941
State-owned Banks	3	3.709	58.486	Arap Türk Bankası A.Ş.		7	270
Türkiye Cumhuriyeti Ziraat Bankası A.Ş.		1.813	24.709	Bank Mellat		3	52
Türkiye Halk Bankası A.Ş.		969	17.771	Bank of Tokyo-Mitsubishi UFJ Turkey A.Ş.		1	69
Türkiye Vakıflar Bankası T.A.O.		927	16.006	Burgan Bank A.Ş.		47	969
Privately-owned Banks	9	4.110	73.925	Citibank A.Ş.		7	441
Adabank A.Ş.		1	29	Denizbank A.Ş.		704	12.833
Akbank T.A.Ş.		840	13.865	Deutsche Bank A.Ş.		1	120
Anadolubank A.Ş.		109	1.866	Finans Bank A.Ş.		588	11.925
Fibabanka A.Ş.		79	1.620	Habib Bank Limited		1	17
Şekerbank T.A.Ş.		273	3.597	HSBC Bank A.Ş.		89	2.819
Turkish Bank A.Ş.		13	225	ICBC Turkey Bank A.Ş.		44	783
Türk Ekonomi Bankası A.Ş.		515	9.541	ING Bank A.Ş.		266	5.086
Türkiye İş Bankası A.Ş.		1.372	24.776	Intesa Sanpaolo S.p.A.		1	26
Yapı ve Kredi Bankası A.Ş.		908	18.406	JPMorgan Chase Bank N.A.		1	55
Banks Under the Depo. Insurance Fund	1	1	230	Odea Bank A.Ş.		52	1.670
Birleşik Fon Bankası A.Ş.		1	230	Rabobank A.Ş.		1	37
				Société Générale (SA)		1	45
				Turkland Bank A.Ş.		33	612
				Türkiye Garanti Bankası A.Ş.		959	19.345
				Development and Investment Banks	13	45	5.263
				Aktif Yatırım Bankası A.Ş.		8	641
				BankPozitif Kredi ve Kalkınma Bankası A.Ş.		1	83
				Diler Yatırım Bankası A.Ş.		1	17
				GSD Yatırım Bankası A.Ş.		1	31
				İller Bankası A.Ş.		19	2.484
				İstanbul Takas ve Saklama Bankası A.Ş.		1	250
				Merrill Lynch Yatırım Bank A.Ş.		1	50
				Nurol Yatırım Bankası A.Ş.		1	43
				Pasha Yatırım Bankası A.Ş.		1	41
				Standard Chartered Yatırım Bankası Türk A.		1	32
				Türk Eximbank		6	637
				Türkiye Kalkınma Bankası A.Ş.		1	586
				Türkiye Sınai Kalkınma Bankası A.Ş.		3	368

* Branches in foreign countries and Turkish Republic of Northern Cyprus are included.

This report is prepared from the related statistics of member banks that is sent to the Banks Association of Turkey. Whilst every effort has been made to ensure that the information contained in this report is correct, the Banks Association of Turkey can not accept any responsibility for any errors or omissions or for any consequences resulting therefrom.

Table 2 Bank Employees by Gender and Education, as of June 30, 2017

Banks	Primary School			High School			Undergraduate			Postgraduate			Total		
	Male	Female	Total	Male	Female	Total	Male	Female	Total	Male	Female	Total	Male	Female	Total
Sector Total	941	185	1.126	18.048	9.368	27.416	70.344	83.302	153.646	6.900	6.931	13.831	96.233	99.786	196.019
Deposit Banks	721	160	881	17.592	9.257	26.849	68.300	82.087	150.387	6.199	6.440	12.639	92.812	97.944	190.756
State-owned Banks	229	6	235	5.248	1.704	6.952	25.139	21.557	46.696	2.328	2.275	4.603	32.944	25.542	58.486
Türkiye Cumhuriyeti Ziraat Bankası A.Ş.	71	2	73	2.475	552	3.027	11.277	8.122	19.399	1.154	1.056	2.210	14.977	9.732	24.709
Türkiye Halk Bankası A.Ş.	55	1	56	2.058	651	2.709	7.447	6.350	13.797	641	568	1.209	10.201	7.570	17.771
Türkiye Vakıflar Bankası T.A.O.	103	3	106	715	501	1.216	6.415	7.085	13.500	533	651	1.184	7.766	8.240	16.006
Privately-owned Banks	202	15	217	5.575	3.440	9.015	25.695	34.711	60.406	2.094	2.193	4.287	33.566	40.359	73.925
Adabank A.Ş.	1	0	1	4	3	7	9	12	21	0	0	0	14	15	29
Akbank T.A.Ş.	31	0	31	447	210	657	5.417	6.622	12.039	553	585	1.138	6.448	7.417	13.865
Anadolubank A.Ş.	7	0	7	221	72	293	768	710	1.478	41	47	88	1.037	829	1.866
Fibabanka A.Ş.	10	1	11	189	64	253	563	658	1.221	72	63	135	834	786	1.620
Şekerbank T.A.Ş.	20	2	22	200	135	335	1.525	1.576	3.101	75	64	139	1.820	1.777	3.597
Turkish Bank A.Ş.	9	0	9	22	13	35	64	89	153	17	11	28	112	113	225
Türk Ekonomi Bankası A.Ş.	23	6	29	870	467	1.337	3.194	4.330	7.524	346	305	651	4.433	5.108	9.541
Türkiye İş Bankası A.Ş.	81	2	83	2.642	1.518	4.160	8.857	10.636	19.493	492	548	1.040	12.072	12.704	24.776
Yapı ve Kredi Bankası A.Ş.	20	4	24	980	958	1.938	5.298	10.078	15.376	498	570	1.068	6.796	11.610	18.406
Banks Under Depo. Insurance Fund	13	2	15	75	24	99	53	50	103	9	4	13	150	80	230
Birleşik Fon Bankası A.Ş.	13	2	15	75	24	99	53	50	103	9	4	13	150	80	230

Banks	Primary School			High School			Undergraduate			Postgraduate			Total		
	Male	Female	Total	Male	Female	Total	Male	Female	Total	Male	Female	Total	Male	Female	Total
Foreign Banks	277	137	414	6.694	4.089	10.783	17.413	25.769	43.182	1.768	1.968	3.736	26.152	31.963	58.115
Alternatifbank A.Ş.	10	0	10	99	34	133	320	377	697	63	38	101	492	449	941
Arap Türk Bankası A.Ş.	10	1	11	45	11	56	82	79	161	22	20	42	159	111	270
Bank Mellat	3	0	3	9	1	10	31	7	38	1	0	1	44	8	52
Bank of Tokyo-Mitsubishi UFJ Turkey A.Ş.	0	0	0	2	0	2	26	20	46	14	7	21	42	27	69
Burgan Bank A.Ş.	7	0	7	51	35	86	334	455	789	43	44	87	435	534	969
Citibank A.Ş.	0	0	0	27	13	40	136	183	319	32	50	82	195	246	441
Denizbank A.Ş.	127	127	254	2.495	2.423	4.918	3.209	3.887	7.096	264	301	565	6.095	6.738	12.833
Deutsche Bank A.Ş.	0	0	0	2	0	2	33	54	87	18	13	31	53	67	120
Finans Bank A.Ş.	52	4	56	1.465	569	2.034	3.572	5.535	9.107	324	404	728	5.413	6.512	11.925
Habib Bank Limited	2	0	2	4	0	4	6	4	10	0	1	1	12	5	17
HSBC Bank A.Ş.	1	0	1	198	168	366	710	1.521	2.231	100	121	221	1.009	1.810	2.819
ICBC Turkey Bank A.Ş.	11	3	14	76	27	103	260	337	597	29	40	69	376	407	783
ING Bank A.Ş.	19	0	19	320	205	525	1.788	2.372	4.160	210	172	382	2.337	2.749	5.086
Intesa Sanpaolo S.p.A.	0	0	0	0	0	0	8	6	14	7	5	12	15	11	26
JPMorgan Chase Bank N.A.	3	1	4	1	1	2	18	20	38	8	3	11	30	25	55
Odea Bank A.Ş.	6	0	6	78	16	94	589	800	1.389	100	81	181	773	897	1.670
Rabobank A.Ş.	0	0	0	2	2	4	7	8	15	15	3	18	24	13	37
Société Générale (SA)	4	0	4	4	3	7	10	15	25	7	2	9	25	20	45
Turkland Bank A.Ş.	4	0	4	78	41	119	168	268	436	29	24	53	279	333	612
Türkiye Garanti Bankası A.Ş.	18	1	19	1.738	540	2.278	6.106	9.821	15.927	482	639	1.121	8.344	11.001	19.345
Development and Investment Banks	220	25	245	456	111	567	2.044	1.215	3.259	701	491	1.192	3.421	1.842	5.263
Aktif Yatırım Bankası A.Ş.	3	0	3	53	18	71	302	176	478	53	36	89	411	230	641
BankPozitif Kredi ve Kalkınma Bankası A.Ş.	1	0	1	3	5	8	34	32	66	6	2	8	44	39	83
Diler Yatırım Bankası A.Ş.	0	0	0	2	0	2	4	8	12	2	1	3	8	9	17
GSD Yatırım Bankası A.Ş.	0	0	0	3	0	3	20	7	27	0	1	1	23	8	31
İller Bankası A.Ş.	131	9	140	254	45	299	988	441	1.429	383	233	616	1.756	728	2.484
İstanbul Takas ve Saklama Bankası A.Ş.	3	1	4	8	4	12	100	75	175	30	29	59	141	109	250
Merrill Lynch Yatırım Bank A.Ş.	0	0	0	0	0	0	16	14	30	10	10	20	26	24	50
Nurol Yatırım Bankası A.Ş.	2	1	3	2	1	3	16	12	28	6	3	9	26	17	43
Pasha Yatırım Bankası A.Ş.	1	0	1	1	0	1	14	15	29	5	5	10	21	20	41
Standard Chartered Yatırım Bankası Türk A.	2	2	4	2	5	7	2	11	13	2	6	8	8	24	32
Türk Eximbank	32	10	42	60	12	72	221	131	352	99	72	171	412	225	637
Türkiye Kalkınma Bankası A.Ş.	35	0	35	49	15	64	224	162	386	61	40	101	369	217	586
Türkiye Sınai Kalkınma Bankası A.Ş.	10	2	12	19	6	25	103	131	234	44	53	97	176	192	368

Table 3 Number of Branches and Employees (2016 - 2017 June)

	No.of Branches			No.of Employees		
	2016 March	2016 Dec.	2017 March	2016 March	2016 Dec.	2017 March
Sector Total	11.029	10.781	10.724	199.429	196.699	196.019
Deposit Banks	10.987	10.740	10.679	194.051	191.363	190.756
State-owned Banks	3.694	3.702	3.709	58.000	57.586	58.486
Türkiye Cumhuriyeti Ziraat Bankası A.Ş.	1.811	1.814	1.813	25.457	25.015	24.709
Türkiye Halk Bankası A.Ş.	961	964	969	17.180	16.956	17.771
Türkiye Vakıflar Bankası T.A.O.	922	924	927	15.363	15.615	16.006
Privately-owned Banks	4.255	4.132	4.110	74.569	73.742	73.925
Adabank A.Ş.	1	1	1	30	29	29
Akbank T.A.Ş.	897	841	840	13.924	13.843	13.865
Anadolubank A.Ş.	106	106	109	1.735	1.784	1.866
Fibabanka A.Ş.	70	73	79	1.422	1.488	1.620
Şekerbank T.A.Ş.	273	273	273	3.760	3.611	3.597
Turkish Bank A.Ş.	13	13	13	218	225	225
Türk Ekonomi Bankası A.Ş.	536	515	515	10.047	9.640	9.541
Türkiye İş Bankası A.Ş.	1.377	1.374	1.372	24.901	24.756	24.776
Yapı ve Kredi Bankası A.Ş.	982	936	908	18.532	18.366	18.406
Banks Under the Dep.Ins.Fund	1	1	1	222	231	230
Birleşik Fon Bankası A.Ş.	1	1	1	222	231	230
Foreign Banks	3.037	2.905	2.859	61.260	59.804	58.115
Alternatifbank A.Ş.	54	53	53	913	928	941
Arap Türk Bankası A.Ş.	7	7	7	288	288	270
Bank Mellat	3	3	3	49	50	52
Bank of Tokyo-Mitsubishi UFJ Turkey A.Ş.	1	1	1	61	70	69
Burgan Bank A.Ş.	51	49	47	1.015	994	969
Citibank A.Ş.	8	8	7	500	468	441
Denizbank A.Ş.	689	694	704	12.733	12.938	12.833
Deutsche Bank A.Ş.	1	1	1	121	121	120
Finans Bank A.Ş.	630	630	588	12.785	12.451	11.925
Habib Bank Limited	1	1	1	16	16	17
HSBC Bank A.Ş.	191	90	89	4.159	3.188	2.819
ICBC Turkey Bank A.Ş.	44	44	44	825	809	783
ING Bank A.Ş.	282	268	266	5.376	5.284	5.086
Intesa Sanpaolo S.p.A.	1	1	1	28	29	26
JPMorgan Chase Bank N.A.	1	1	1	57	56	55
Odea Bank A.Ş.	56	50	52	1.577	1.681	1.670
Rabobank A.Ş.	1	1	1	37	34	37
Société Générale (SA)	1	1	1	93	65	45
The Royal Bank of Scotland Plc.*	1	1	-	49	37	-
Turkland Bank A.Ş.	34	33	33	641	608	612
Türkiye Garanti Bankası A.Ş.	980	968	959	19.937	19.689	19.345
Development and Investment Banks	42	41	45	5.378	5.336	5.263
Aktif Yatırım Bankası A.Ş.	8	7	8	674	666	641
BankPozitif Kredi ve Kalkınma Bankası A.Ş.	1	1	1	127	92	83
Diler Yatırım Bankası A.Ş.	1	1	1	17	19	17
GSD Yatırım Bankası A.Ş.	1	1	1	28	28	31
İller Bankası A.Ş.	19	19	19	2.602	2.532	2.484
İstanbul Takas ve Saklama Bankası A.Ş.	1	1	1	283	261	250
Merrill Lynch Yatırım Bank A.Ş.	1	1	1	35	34	50
Nurol Yatırım Bankası A.Ş.	1	1	1	43	42	43
Pasha Yatırım Bankası A.Ş.	1	1	1	33	39	41
Standard Chartered Yatırım Bankası Türk A.Ş.	1	1	1	32	32	32
Türk Eximbank	3	3	6	572	631	637
Türkiye Kalkınma Bankası A.Ş.	1	1	1	595	603	586
Türkiye Sınai Kalkınma Bankası A.Ş.	3	3	3	337	357	368

* The BRSB has decided "The Royal Bank of Scotland Plc." to finish operations and to start liquidation according to the Resolution Nr. 7326, dated 11 May 2017.